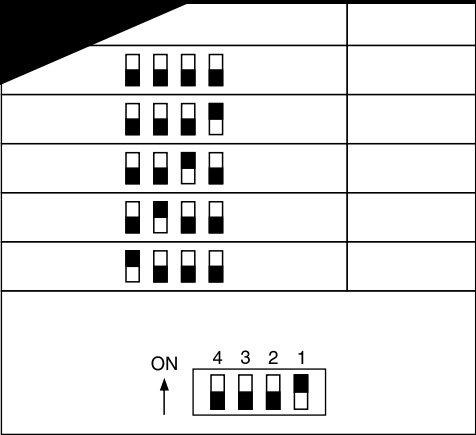


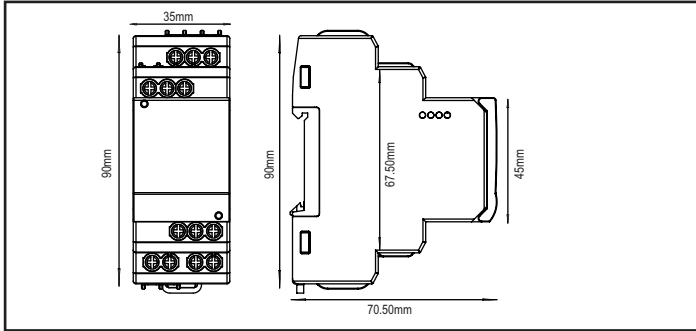
All fuse types : 0.5A class CC UL type
0.5A fast acting 600V



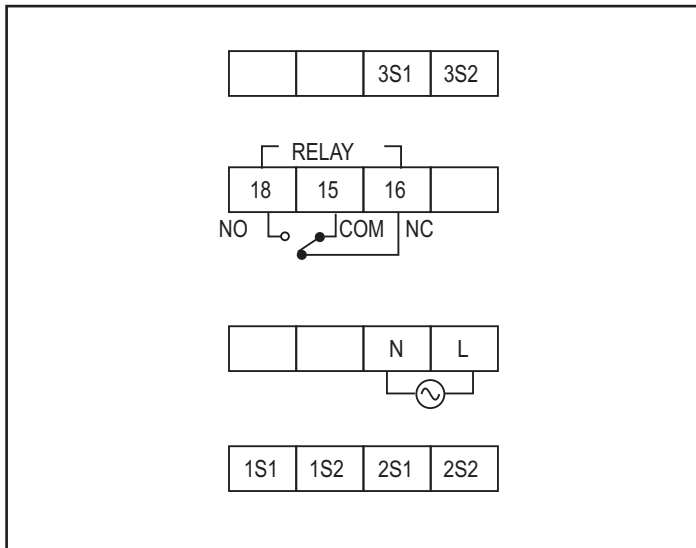
Mechanical Specifications

Mounting	DIN Rail
Weight	150gms
Screw Tightening Torque	0.5 NM

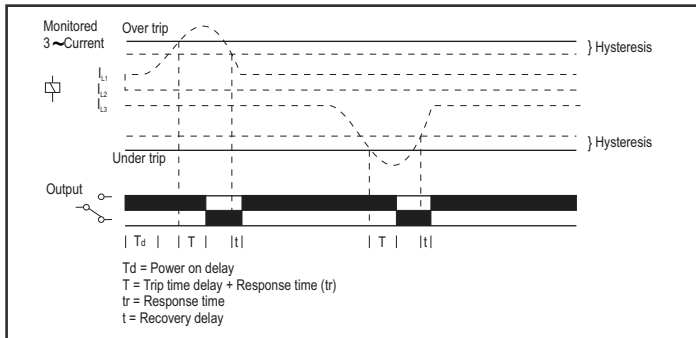
Dimensions



Terminal Connections



Timing Diagram



Compliance

Applicable EMI / EMC Standards		
Product Standard : IEC 60947-2		
Category	Reference Standards	Testing Level
Electrostatic Discharge	IEC 61000-4-2	Level-3
Electrical Fast Transient / Burst	IEC 61000-4-4	Level-3
Electromagnetic Field	IEC 61000-4-3	Level-3
Surge	IEC 61000-4-5	Level-3
Conducted RF	IEC 61000-4-6	Level-2
Rated Power Frequency	IEC 61000-4-8	Level-4
Voltage Dip / Short Interruptions	IEC 61000-4-11	Level-3
Conducted Emissions	CISPR-11	Class-B
Radiated Emission	CISPR-11	Class-A
Emission & Immunity	IEC 61326-1	
Safety	IEC 61010-1	

Ordering Information

Product Code	Supply Voltage	Certification
900CPR-3-1-BL-230V-CE	230V AC	CE
900CPR-3-1-110V-CE	110V AC	CE