OP186-V04

selec

Operating Instru

36 X 72

SPECIFICATIONS

DISPLAY
0.3 , 7 segment LED (6 digits) For TT412
RANGE
a) 99999.9 sec b) 999999 sec
d) 999999 min e) 99999.9 hrs
ACCURACY
Better than 0.05 %
SETTING
Via key on front panel
INPUT
Potential free contact
RESET
Via rear terminals
RESET TIME
20 ms.
MEMORY RETENTION
10 years
CONFIGURATION LOCK
Via rear terminals to avoid inad
change in configured parameters
POWER SUPPLY
90 to 270V AC/ DC,
@ 50/60 Hz, 2.4W AC/DC
MOUNTING
Panel mounting
OPERATING TEMP.
0 - 50°C
HUMIDITY
95% RH
HOUSING
ABS Plastic
WEIGHT
TT412 - 95gms
PRODUCT CODE:

MODELS	BEZEL SIZE (mm)
TT412	36 X 72

TERMINAL CONNECTIONS

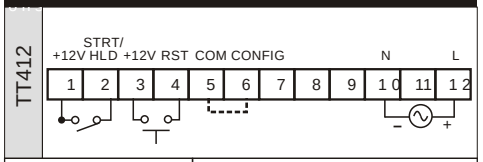

TERMINALS	DESCRIPTION
1 2	+12V STRT/ HLD
3	+12V supply
3 - 4	Reset input
5	COM (GND)
5 - 6	Short to enter Configuration
10	N-Neutral (-)
12	L-Live (+)

MECHANICAL DATA

Outline Dimensions (in mm) | Panel cutout (in mm)

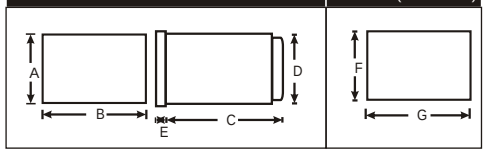

MODELS / DIM	A	B	C	D	E	F	G
TT412	33	75	74.5	28	3.5	29	71

OPERATION

The TT412 totalises time when STRT/HLD terminals are shorted (TT412: 1-2). When operated the display advances by 1 count at every interval selected as count. The display indicates accumulation total of the time for which the instrument is operated. The totaliser is used primarily for measuring running/operating time of continuously operating machines. The connections for such an application are given below:

[redacted]

1) The display will be continuous only.
2) The time displayed on TT412 will be indicative of the time for which the machine is ON.
3) A PNP proximity sensor can be used instead of

4) Connect proximity switch between terminals 1 - 2 (for TT412)

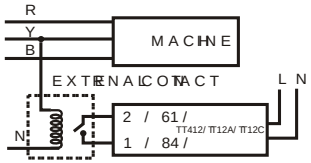

CASE: 2 TT412 operated only on mains connection
1) Short T1 & T2 terminals.
2) Display will be on when power is applied to the machine in this case & will display the time for which the machine is ON.

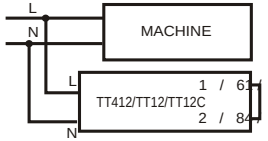

RANGE SELECTION PROGRAMMING :

1) Short terminal no 5 & 6
2) Turn power on
3) Program range setting as per instructions below

KEY PRESS	DISPLAY (Blinking *)	DESCRIPTION
Range	1	Least count =01 sec. Range = 99999.9 sec.
Press	2	Least count =1 sec. Range = 999999 sec.
Press	3	Least count =01 min. Range = 99999.9 min.
Press	4	Least count =1 min. Range = 999999 min.
Press	5	Least count =01 hrs. Range = 99999.9 hrs.
Press	6	Least count =1 hrs. Range = 999999 hrs.

After selecting appropriate code:
1) Turn power off
2) Remove link between terminal no 5 & 6 (For TT412)
3) Turn power ON. Display resets to 0 & start functioning as per selection.

TO READ RANGE (for 3 sec)

KEYPRESS (MOMENTARY)	DISPLAY	DESCRIPTION
RNG	1	Range code is displayed for selected range

(Specifications are subject to change, since de
continuous process)

Selec Controls Pvt. Ltd.
Tel. No. : +91-22-40394200 / 40394202
Fax No: +91-22-28477073 Toll Free: 1800 227 353
Website: www.selec.com Email: sales@selec.com