



48 x 48mm

Features :

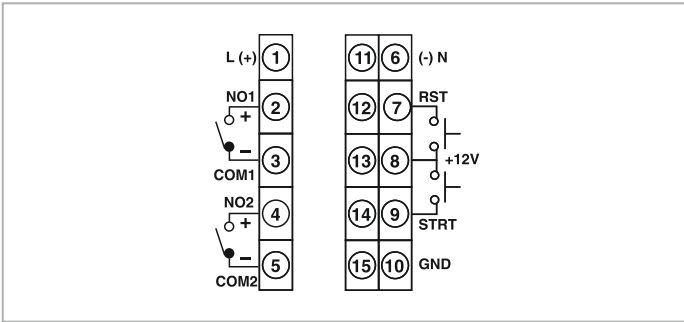
- ▶ 7 Functions
- ▶ 9 Time ranges
- ▶ 4 Digits, 7 segment LED Dual display
- ▶ LED Status indications: Relay status, Seconds, Minutes, Hours
- ▶ Dual set point
- ▶ Batch function

Certifications:  

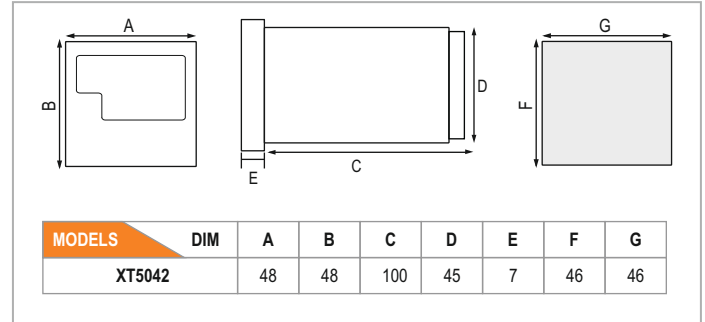
Technical specifications

Display specifications	
Display	4 digits, 7 segment LED, dual display
LED indication	1: Relay1 2: Relay2, Second, Minutes, Hours
Input specifications	
Start input	Gate/ Pulse start (programmable)
Accuracy	±0.05% of F.S. or 50msec (F.S. = Full Scale)
Output specifications	
Relay contact	2 C/O SPDT
Contact rating	5A @ 230 VAC
Functional specifications	
Modes	ON delay, Interval, Cyclic ON first, Cyclic OFF first, Forward - Pause - Reverse, Instantaneous + Delayed Batch
Time ranges	0 - 99.99sec, 0 - 999.9sec, 0 - 9999sec, 0 - 99: 59min: sec, 0 - 999.9min, 0 - 9999min, 0 - 99: 59hr : min, 0 - 999.9hr, 0 - 9999hr
Resolution	0.01sec
Counting direction	Up/ Down
Set point	2
Time setting	By keys on front panel
Reset	Front, Remote, On Power interruption (programmable)
Memory retention	Yes
Configuration lock	Password protected
Auxiliary supply specifications	
Supply voltage	90 to 270 VAC/ DC (50/ 60Hz), 24 VAC/ DC
Power consumption	5VAmx
Environment specifications	
Temperature	Operating: 0 to 50°C (32 to 122°F) Storage: - 20 to 75°C (- 4 to 167°F)
Humidity (non - condensing)	95% RH
Mechanical specifications	
Mounting	Panel mount
Weight	175gms

Terminal connections

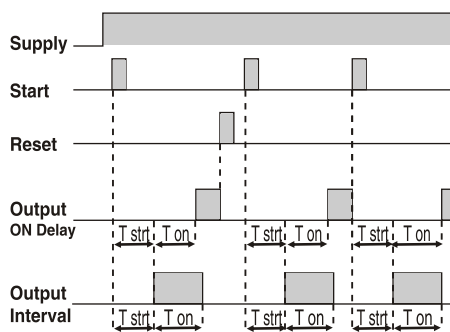


Dimensions (All are in mm)

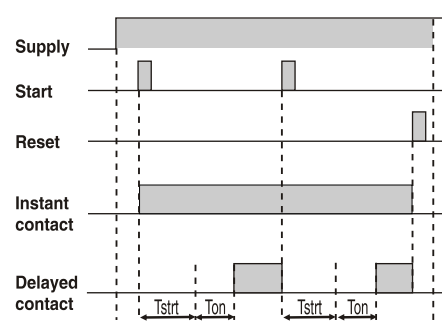


Timing diagrams

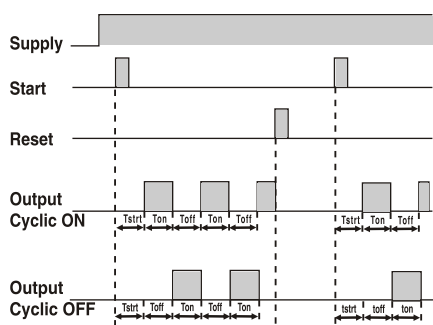
1. On delay, Interval modes:



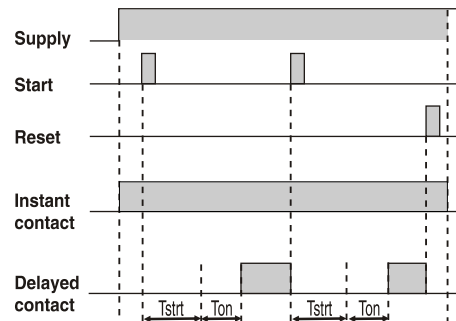
2. Instantaneous + Delayed at start pulse:



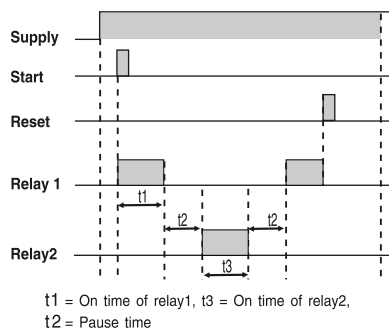
3. Cyclic ON first, Cyclic OFF first modes:



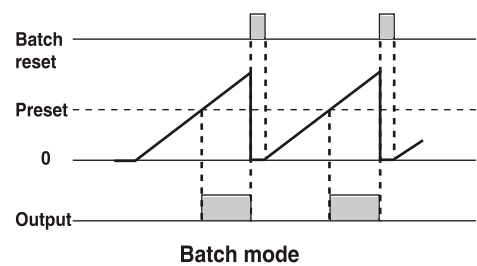
4. Instantaneous + Delayed at power on:



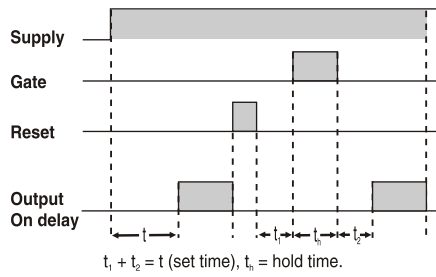
5. Motor reverse mode:



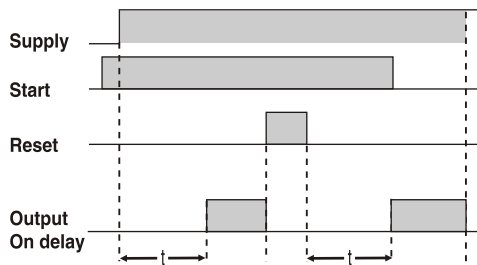
6. Batch mode



7. Typical application of Gate start in ON delay mode :




8. Typical application of Continuous start and reset in On delay mode:



Compliance

Applicable EMI / EMC Standards		
Product Standard		
Category	Reference Standards	Testing Level
Electrostatic Discharge	IEC 61000-4-2	Level-3
Electrical Fast Transient / Burst	IEC 61000-4-4	Level-3
Electromagnetic Field	IEC 61000-4-3	Level-3
Surge	IEC 61000-4-5	Level-3
Conducted RF	IEC 61000-4-6	Level-2
Rated Power Frequency	IEC 61000-4-8	Level-4
Voltage Dip/ Short Interruptions	IEC 61000-4-11	Level-3
Conducted Emissions	CISPR-11	Class-B
Rated Emissions	CISPR-22	Class-A
Emission & Immunity	IEC 61326-1	
Safety	IEC 61010-1	
PFMF (Passing criteria)	IEC 61000-4-8	Class A

Ordering information

Product code	Supply voltage	Certification
XT5042	90 to 270 VAC/ DC	CE
XT5042-CU-ROHS	90 to 270 VAC/ DC	CE 
XT5042-24V	24 VDC	---