



72 x 72mm

96 x 96mm

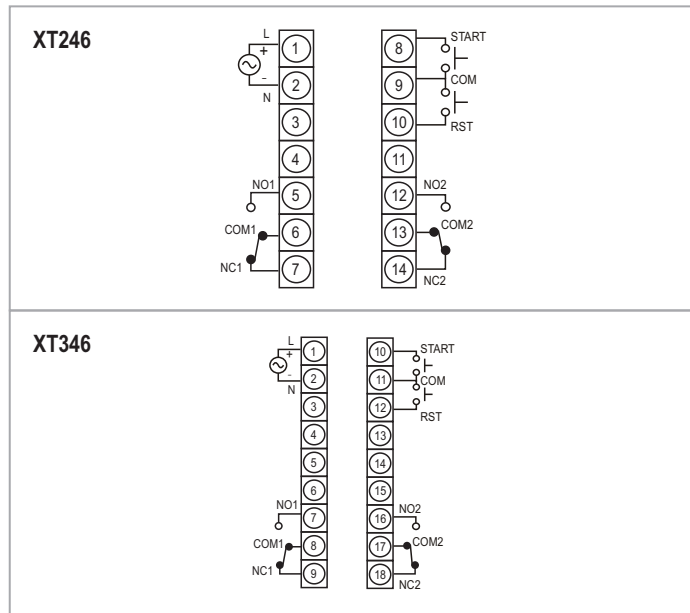
### Features :

- ▶ Single set point
- ▶ LED Indications: Relay ON, Seconds, Minutes, Hours
- ▶ 3 digits, 7 segment LED, Dual Display

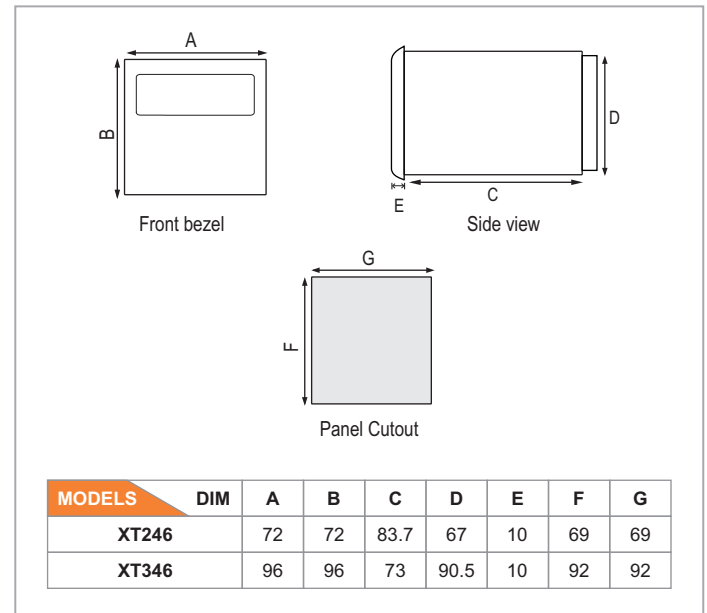
## Technical specifications

	XT246	XT346
<b>Display specifications</b>		
Display	3 digits, 7 segment LED, Dual display Height of Upper Display: 0.3785" Height of Lower Display: 0.2720"	
LED indication	Relay ON, Hr/ Min/ Sec	
<b>Input specifications</b>		
Accuracy	Setting: $\pm 0.05\%$ of set time or 50msec ; Repeat: $\pm 0.05\%$	
Start input	Gate/ Pulse (Programmable)	
<b>Output specifications</b>		
Contact rating	Relay: NO: 10A 250 VAC/ 24 VDC NO/ NC: 5A/ 5A 250 VAC/ 24 VDC	
Relay contact	2X SPDT	
<b>Functional specifications</b>		
Modes	ON delay, Interval, Cyclic ON first, Cyclic OFF first	
Time ranges	0 - 9.99sec, 0 - 99.9sec, 0 - 999sec, 0 - 9:59min: sec , 0 - 99.9min, 0 - 999min, 0 - 9:59hr: min , 0 - 99.9hr, 0 - 999hr	
Resolution	0.01sec	
Counting direction	Down	
Set point	1	
Time setting	By keys on front panel	
Reset	Front, Remote, On power interruption (programmable)	
Memory retention	Yes (selectable)	
Configuration lock	Yes	
<b>Auxiliary supply specifications</b>		
Supply voltage	85 to 270 VAC (50/ 60Hz) - 15% to 10% tolerance	
Power consumption	4VA max	
<b>Environment specifications</b>		
Temperature	Operating: 0 to 50°C (32 to 122°F) Storage: - 20 to 75°C (- 4 to 167°F)	
Humidity (non - condensing)	95% RH	
<b>Mechanical specifications</b>		
Mounting	Panel mount	
Weight	180 gms	240 gms

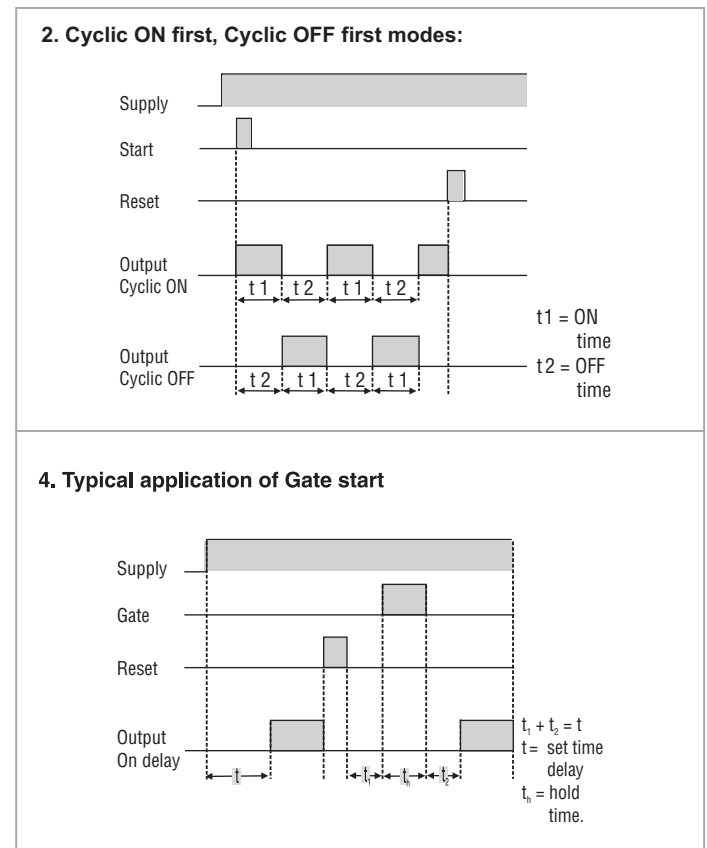
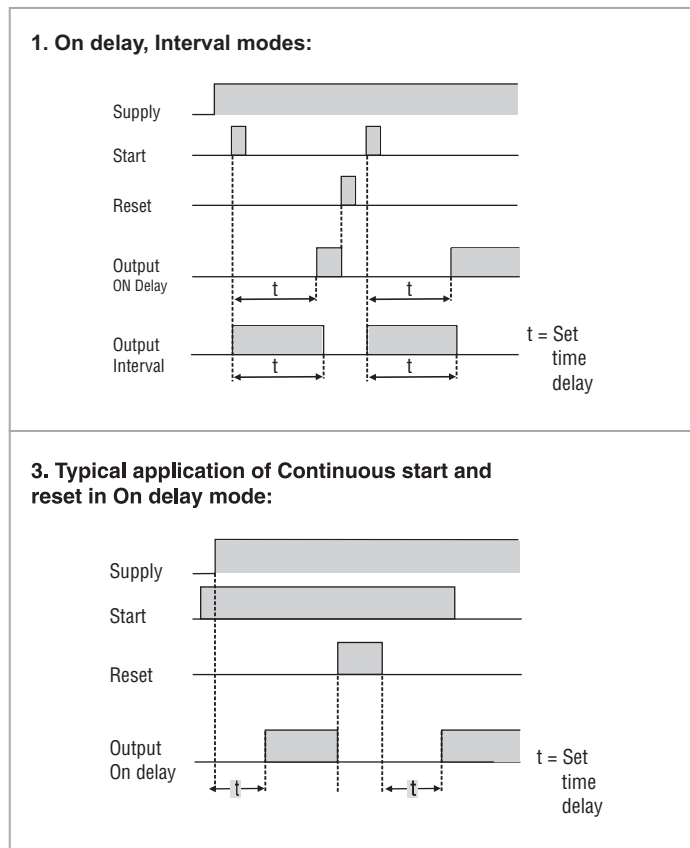
## Terminal connections



## Dimensions (All are in mm)



## Timing diagram



## Ordering information

Product code	Supply voltage	Certification
XT246	85 to 270 VAC	---
XT246-24V	24 VDC	---
XT346	85 to 270 VAC	---