selec
Creating Best Value

3-Phase Current Transformer

/v•šŒµ Ÿ}v D vµ o

OVERVIEW

Model	Part Number	Primary	Output
PWCT-15/30	Wt dñlïòì lïïìus	òì	ïïìus
	Wt dñlïïíì lïïìus	íì	ïïìus
	Wt dñlïïíñ lïïìus	íñ	ïïìus
	Wt dñlïïíòì lïïìus	íòì	ïïìus
PWCT-16/20	Wt dòlîòì lïïìus	òì	ïïìus
	Wt dòlîïíì lïïìus	íì	ïïìus
	Wt dòlîïíñ lïïìus	íñ	ïïìus
	Wt dòlîïíòì lïïìus	íòì	ïïìus
	Wt dòlîñì lïïìus	îì	ïïìus
PWCT-21/25	Wt dílîñòì lïïìus	òì	ïïìus
	Wt dílîñíì lïïìus	íì	ïïìus
	Wt dílîñíñ lïïìus	íñ	ïïìus
	Wt dílîñíòì lïïìus	íòì	ïïìus
	Wt dílîñì lïïìus	îì	ïïìus
	Wt dílîñíñì lïïìus	îñì	ïïìus
PWCT-31/31	Wt dílïïíñì lïïìus	îñì	ïïìus
	Wt dílïïíðì lïïìus	ðì	ïïìus
	Wt dílïïíòì lïïìus	òì	ïïìus
	Wt dílïïíòïì lïïìus	òïì	ïïìus
PWCT-54/50	Wt dñðlñôì lïïìus	ôì	ïïìus
	Wt dñðlñíì lïïìus	íì	ïïìus
	Wt dñðlñíñ lïïìus	íñ	ïïìus
	Wt dñðlñíòì lïïìus	íòì	ïïìus

SPECIFICATIONS

µŒ Ç o ••	o •• í š} / l ñòìðð / l Eòíôîòõ
&Œ ‹µ v Ç ŒE vP ~(	ðó Yòïï
,]PZ •š s}oš P ~hu•	ìXóî <s ŒXuX•X
Z š }vŸvµ}µ• }À Œ µŒ vŒ Œ š µŒŒ vš	
Z š •Z}Œš Ÿu šZ Œ•u	
Z š Çv u] µŒŒ vš ~ /X	
Z š • }v ŒÇ µŒ v	E ñQ<
Z š]v•µo Ÿ}v o À o	ï<s ŒXuX•X ñì ,ìlí u]v
K‰ Œ ŸvP š u‰ Œ šµŒ	
^š}Œ P š u‰ Œ šµŒ	
Z o ŸÀ Zµu]]šÇ	G ôñ v }v v•]vP
/W Œ ŸvP	,}µ•]vPW /WðìU d Œu]v oW /Wîì
,}µ•]vP u š Œ] o	^ o(ÆŸvPµ]•Z]vP ‰}oÇ Œ }v š
oŸšµ }(}‰ Œ Ÿ}v	G îìù
À o}‰ v u vµ(šµŒ]v Á]šZ šZ ‰‰o] o h Œ Pµo Ÿ}v v >}Á s}oš P]Œ ŸÀ	îíðlïñl hX

PRODUCT SAFETY PRECAUTIONS

^ (šÇ Œ o š v}Ÿ. Ÿ}vU •Çu }o• v]v•š šZ]• }‰ Œ ŸvP u vµ o }Œ }v šZ ‹µ]‰u v (}oo}Á š} v•µŒ šZ • (šÇ }(‰ Œ•}vv]v•šŒµu všX

/(šZ ‹µ]‰u vš]• v}š µ•]v u vv Œ •‰].]š u Ç]u‰]Œ šZ ‰Œ}š Ÿ}v ‰Œ}À] Ç šZ

- } v}š µ• šZ ‹µ]‰u vš](šZ Œ]• vÇ u Z
- } v}š Æ šZ• u ÆÆ]uµu o]u]š• }(Œ ŸvP
- E} Œ ‰]Œ•U u]vš v v }Œ iµ•šu vš• Œ
- Z oo]v•šŒµ Ÿ}v• ‰Œ]}Œ š}]v•š oo Ÿ}v
- dZ ‹µ]‰u vš]v]š•]v•š oo •š š uµ•š v}š ‰Œ}Æ]u]šÇ š} vÇ Z ŸvP •}µŒ •U }]o•U •š µvÁ vš ‰Œ‰Œ•} µÇ š•
- } v}š µ•]v Z Ì Œ }µ• }Œ o ••]. o} Ÿ}v Á }šZ Œ vP Œ• v šŒ]PP Œ Ç šZ À]

INSTALLATION PRECAUTIONS

Z]•l }(o šŒ] •Z} lJ d} À}] ‰ Œ•}v o]v•š oo Ÿ}v ‰Œ} •• uµ•š ‰ Œ(}Œu Ç ‰ Œ•}vv o }voÇX

- d} ‰Œ À vš šZ Œ]•l }(o šŒ} µŸ}v UšZoÁ ‰}Á Œ •µ‰‰oÇ š} šZ ‹µ]‰u vš ‰Œ]}Œ š}
- oÁ Ç• }v.Œu • v }(o šŒ]]šÇ ‰Œ]}Œ ‰‰Œ}‰Œ] š À}oš P š Ÿ}v ‹µ]‰u vš
- t]Œ]vP •Z oo }v •šŒ] šoÇ }Œ]vP š} š
- }‰‰ Œ o •Z}µo µ•
- }v.Œu šZ š oo }vv Ÿ}v• Œ }ŒŒ š (} ‹µ]‰u vš
- Z}µŸvP }(}vv ŸvP o • •Z}µo Á Ç (Œ •}µŒ •
- ^ }v ŒÇ š Œu]v o• uµ•š v}š o L }‰ v] µv Œ o}

CONTENT

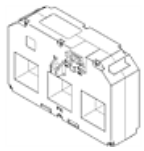	µŒŒ vš dŒ v•(}Œú Œ	
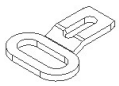	&}}š D}µvš Œ l š ð	
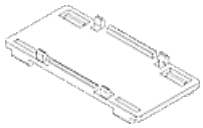	/E Z]o D}µvŸvP Œ l š	í
	^ Œ Á Dð Æ ñìuu	ï
	Eµš Dð	ï
	µ• Œ /v•µo š}Œ	ï
	/v•š oo Ÿ}v 'µ]	í

^ > Wt d/Dsìñ í

3-Phase Current Transformer

/v•šŒµ Ÿ}v D vµ o

ORIENTATION

THREE PHASE µŒŒ vš šŒ v•(}Œu Œ• • (µoš Œ
]v }u]vP •µ‰‰o] •Z ~v> í •]v ŒÁ]ZP ZšÀ] Á (Œ}u šZ Wî (
šŒ v•(}Œu Œ]• š} µ• (}Œ o} u}v]š}ŒZ]wP ~Œ ‹µ
•] ÁZ v À] Á (Œ}u šZ Wî (•U šZ }‰} Œ š}Œ uµ
Z vP‰Œ} µŒ • Œ]]v šZ u š Œ• }‰ Œ ŸvP u

Right-hand Configuration (Meter Default)

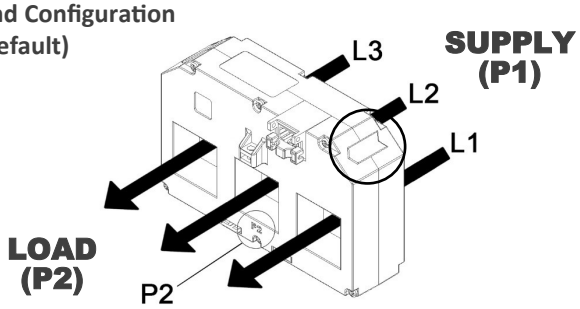

Left-hand Configuration

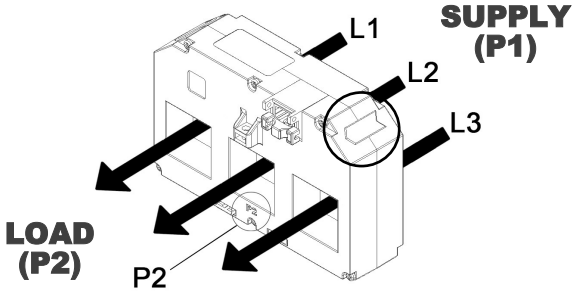

MOUNTING

Option 1: Foot Mounting

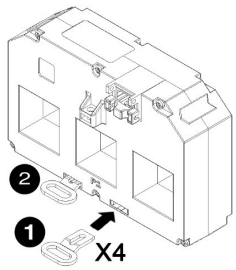

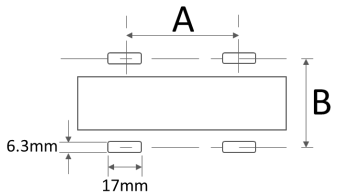

Model	A ~uu•	B ~uu•
Wt dñlïì ~ íòlîì	ïòXñ	ôîXñ
Wt díílîñ ~ ïílïí	ïòXñ	òìXñ
Wt dñðlñì	òô	òìXñ

Option 2: 35mm DIN Rail Mounting

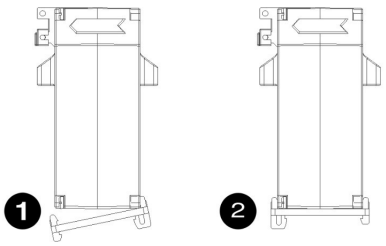

Option 3: Busbar Mounting

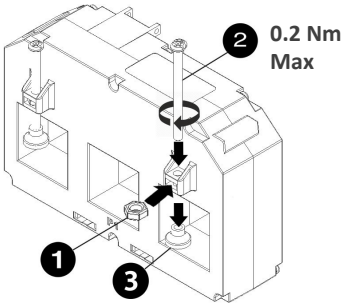

METER CABLE CONNECTION

}v.P u Œ š} u}v]š}Œ

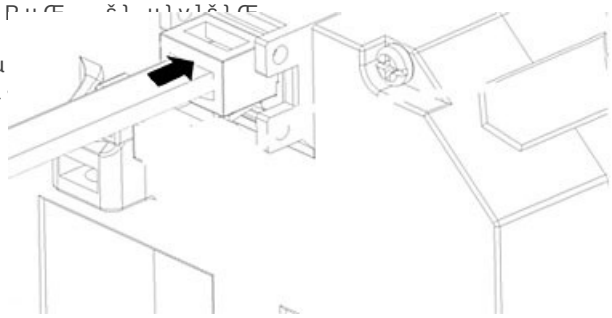

DIMENSIONS

PWCT-15/30

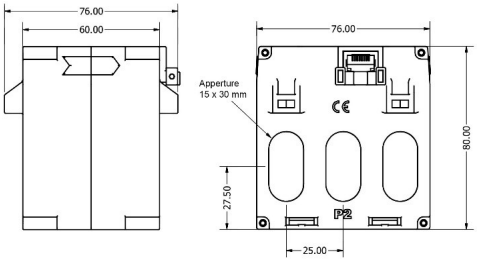

PWCT-16/20

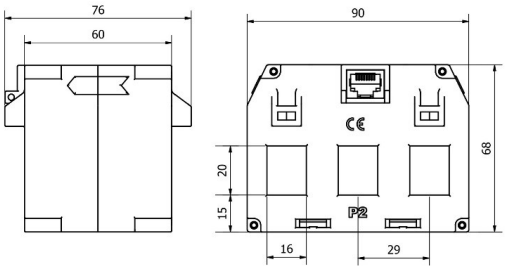

PWCT-21/25

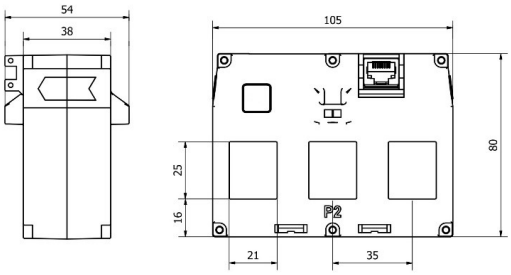

PWCT-31/31

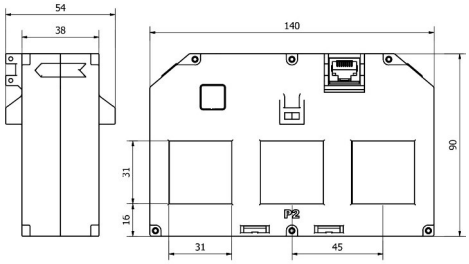

PWCT-54/50

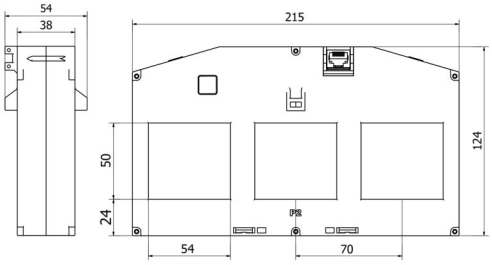

Selec Controls Pvt. Ltd., India
>îólíU o šŒ}v] •}v U dd /v
D/ U D Z ‰ U E Àìì Dúì U] /v]
ÁÁÁX• o X }u